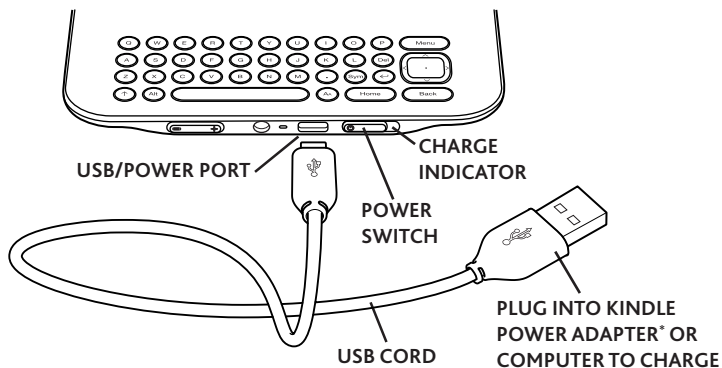


amazonkindle

quick start guide

# getting started

- 1 Charge your Kindle by plugging your Kindle power adapter\* into an electrical outlet. You can also charge your Kindle or transfer data to your Kindle by connecting the USB cord to a computer's USB port.




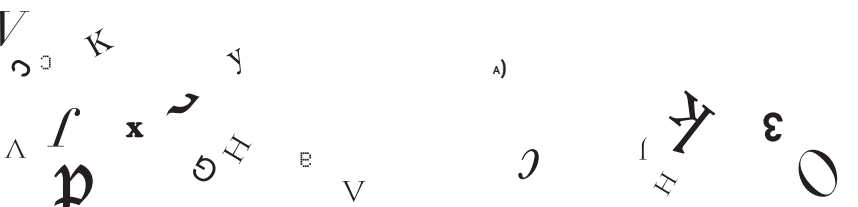
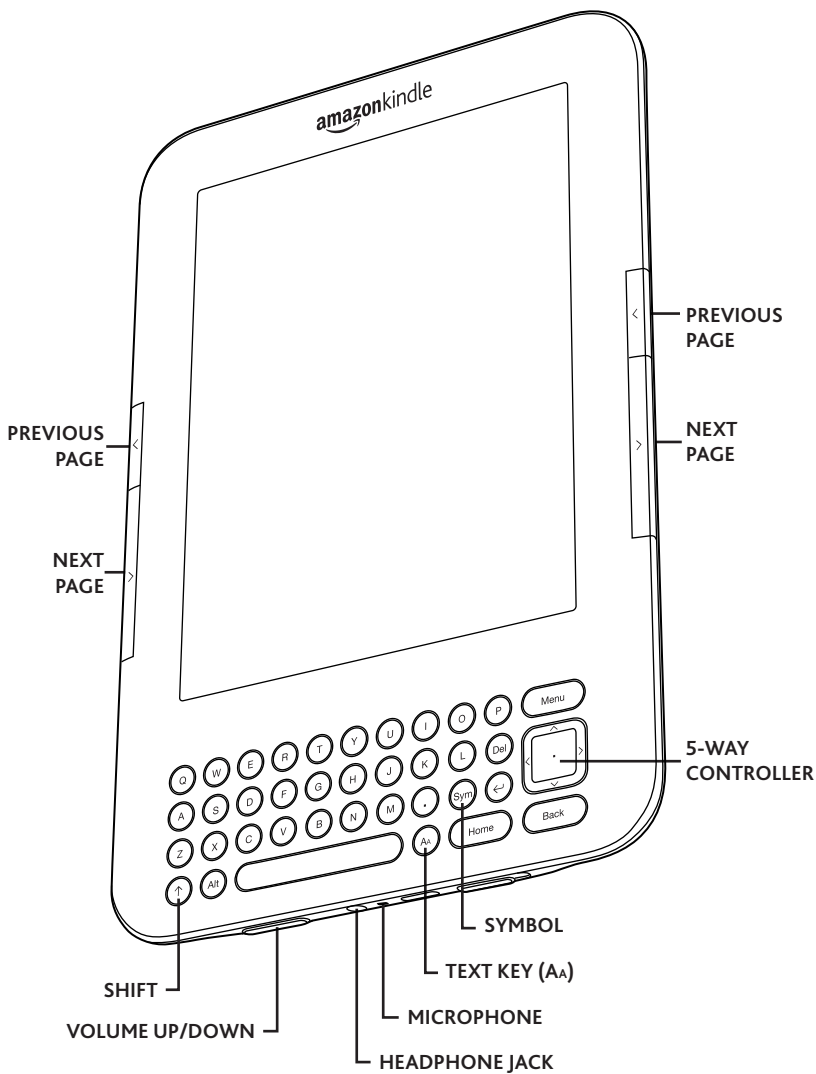
- 2 A charging icon (🔋) in the upper right corner of your Kindle screen indicates that the battery is charging. When your battery is fully charged, the charge indicator light will turn green.

*Tip: You can use your Kindle while it charges.*

- 3 Power on your Kindle by quickly sliding and releasing the power switch. After your Kindle starts up, the *Kindle User's Guide* will open automatically to help familiarize you with your Kindle's capabilities.

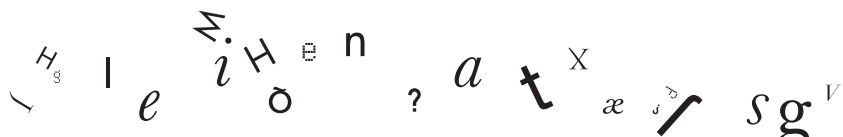
\* not all configurations ship with a power adapter





# getting around

BUTTON	ACTION
POWER SWITCH	Powers on, sleeps, or wakes your Kindle when slid and quickly released.
5-WAY CONTROLLER	Moves the on-screen cursor up and down or side to side. Selects an item or action when pressed.
HOME	Shows the content stored on your Kindle.
MENU	Accesses the Kindle Store as well as other actions based on your current activity.
NEXT PAGE/ PREVIOUS PAGE	Turns to the next or previous page.
BACK	Retraces your steps.
TEXT KEY (A <sub>A</sub> )	Adjusts reading preferences, such as the font size and screen orientation.
SYMBOL (SYM)	Allows you to enter numbers and commonly used symbols such as “@”.
SHIFT (↑)	Makes the next key pressed a capital letter.



# getting connected

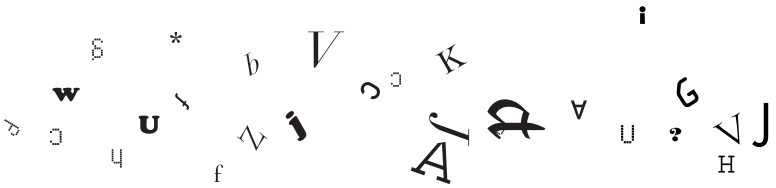
All Kindle devices have Wi-Fi connectivity built-in and some models also include 3G connectivity.

*Tip: To check if you have a Wi-Fi-only device or a Wi-Fi and 3G capable device, press the Menu button from the Home screen and use the 5-way controller to select "Settings." Under the "Device Info" section on the Settings page, see "Network Capability".*

If your Kindle includes 3G connectivity, it is already set up and you do not need to do anything. If you see any solid bars in the Whispernet status indicator (📶) in the upper right corner of your Kindle screen, your Kindle is already connected to Whispernet.

If your Kindle is Wi-Fi-only, or you would like to set up a Wi-Fi connection for your Wi-Fi and 3G capable device, follow the steps below:

- 1 Press the Home button and then press the Menu button.
- 2 Navigate to "Settings" by moving the 5-way controller down, then pressing the 5-way controller to select.
- 3 Select "Wi-Fi Settings" to show available Wi-Fi networks.
- 4 Select a public or private Wi-Fi network. Private networks are shown with a lock icon and will require you to enter your password.



# getting registered

If you purchased the Kindle with your Amazon account, it is already registered to you, and you may skip this section. If you did not purchase the Kindle with your Amazon account, you should register it to your Amazon account now.

You can easily register your Kindle to your Amazon account in a few simple steps, which will allow you to make purchases in the Kindle Store and take advantage of other Amazon services such as e-mailing personal documents to your Kindle.

If you don't have an Amazon account, go to [www.amazon.com/sign-in](http://www.amazon.com/sign-in) to create one. For UK customers, go to [www.amazon.co.uk/sign-in](http://www.amazon.co.uk/sign-in).

To register your Kindle:

- 1 Press the Home button and then press the Menu button.
- 2 Navigate to "Settings" by moving the 5-way controller down, then pressing the 5-way controller to select.
- 3 If the Kindle has a "Registered User" other than your name, select "deregister."
- 4 Select "register" using the 5-way controller.
- 5 Enter the e-mail address and password of your Amazon account. Move the 5-way controller to highlight "submit," and press. Once completed, your name will appear as the "Registered User."

# buying and reading a book

Shop in the Kindle Store to purchase content such as books and newspapers. To access the Kindle Store, follow these steps:

**1** Press the Menu button and select "Shop in Kindle Store" with the 5-way controller.

**2** Select a category such as "Books" or "Kindle Top Sellers."

*Tip: To search for a specific book, type the name of the book on the keyboard and select "search store".*

**3** Select a book to view its details. To purchase, use the 5-way controller to highlight and select "Buy."

**4** You will see a confirmation screen that the book is being sent to your Kindle. It will automatically appear on your "Home" screen when the download is complete.

**5** To begin reading your book, press the Home button, select the "new" book at the top of the display and press the 5-way controller to open the book.

**6** While reading the book, press the Menu button to see options for adding bookmarks, creating notes, or highlighting text.

7 3

P

r 7 8

e

m

64

FLS

Y

S

x

# contacting us

For support questions, troubleshooting, or help with your Kindle, please contact Kindle Customer Service.

## US

---

online: [www.amazon.com/kindlesupport](http://www.amazon.com/kindlesupport)  
e-mail: [kindle-cs-support@amazon.com](mailto:kindle-cs-support@amazon.com)  
phone: within the US: 1-866-321-8851 (toll free)  
outside the US: 1-206-266-0927  
(charges will apply)

## UK

---

online: [www.amazon.co.uk/kindlesupport](http://www.amazon.co.uk/kindlesupport)  
e-mail: [kindle-support-uk@amazon.co.uk](mailto:kindle-support-uk@amazon.co.uk)  
phone: within the UK: Freephone 0800 496 2449  
outside the UK: +44 (0)800 496 2449  
(charges will apply)

## OTHER COUNTRIES

---

online: [www.amazon.com/kindlesupport](http://www.amazon.com/kindlesupport)  
e-mail: [kindle-cs-support@amazon.com](mailto:kindle-cs-support@amazon.com)  
phone: 1-206-266-0927 (charges will apply)



# additional information

The *Kindle User's Guide* on your Kindle provides more detailed information and troubleshooting advice. You can search the guide to find the information you are looking for.

- 1 Press the Home button.
- 2 Use the 5-way controller to highlight the *Kindle User's Guide*. Press the 5-way controller to open the guide.
- 3 Begin typing the word you would like to search for. A search box will automatically appear at the bottom of the display and your search word will be shown. Move the 5-way controller to the right to highlight "find". Press the 5-way controller to start the search.



# important product information

For safety, compliance, recycling, and other important information regarding your Kindle, please refer to the Kindle user's guide which is accessible on your Kindle as described in the additional information section of this guide. The Kindle User's Guide is also available online at [www.amazon.com/kindledocuments](http://www.amazon.com/kindledocuments).

## Kindle: License Agreement And Terms Of Use

BEFORE USING THE KINDLE DEVICE, PLEASE READ THE LICENSE AGREEMENT AND TERMS OF USE LOCATED AT [WWW.AMAZON.COM/KINDLE/TERMS](http://WWW.AMAZON.COM/KINDLE/TERMS) AND ALL RULES AND POLICIES FOR THE KINDLE DEVICE AND SERVICES RELATED TO THE DEVICE (INCLUDING, BUT NOT LIMITED TO, THE AMAZON PRIVACY NOTICE LOCATED AT [WWW.AMAZON.COM/PRIVACY](http://WWW.AMAZON.COM/PRIVACY) AND ANY RULES OR USAGE PROVISIONS SPECIFIED ON THE [WWW.AMAZON.COM](http://WWW.AMAZON.COM) WEBSITE OR THE KINDLE STORE) (COLLECTIVELY, THIS "AGREEMENT"). IF THE KINDLE DEVICE WAS PURCHASED THROUGH THE [WWW.AMAZON.CO.UK](http://WWW.AMAZON.CO.UK) WEBSITE, THEN THE LICENSE AGREEMENT AND TERMS OF USE IS LOCATED AT [WWW.AMAZON.CO.UK/KINDLE/TERMS](http://WWW.AMAZON.CO.UK/KINDLE/TERMS), THE AMAZON PRIVACY NOTICE IS LOCATED AT [WWW.AMAZON.CO.UK/PRIVACY](http://WWW.AMAZON.CO.UK/PRIVACY), AND THE OTHER RULES AND POLICIES ARE LOCATED ON THE [WWW.AMAZON.CO.UK](http://WWW.AMAZON.CO.UK) WEBSITE. BY USING THE KINDLE DEVICE YOU AGREE TO BE BOUND BY THE TERMS OF THIS AGREEMENT.

IF YOU DO NOT ACCEPT THE TERMS OF THIS AGREEMENT, YOU MAY RETURN THE KINDLE DEVICE AND ASSOCIATED SOFTWARE (WITH ALL ORIGINAL PACKAGING, MANUALS, AND ACCESSORIES) WITHIN THIRTY (30) DAYS OF PURCHASE FOR A REFUND OF ITS PURCHASE PRICE IN ACCORDANCE WITH THE KINDLE RETURN POLICY.

**Contact Information.** For communications concerning this Agreement, you may contact Amazon by writing to Amazon.com, Attn: Legal Department, 410 Terry Avenue North, Seattle, WA, 98109-5210.



# limited warranty

This Warranty for the Kindle Device (the "Device") is provided by Amazon Fulfillment Services, Inc., 410 Terry Ave. North, Seattle, WA 98109-5210, United States. However, if this Device was purchased in the United Kingdom, then this Warranty is provided by Amazon EU S.à r.l., 5, rue Plaetis, L-2338 Luxembourg (Lux reg. no. B 101818, Share capital €37500, Trading authorization no. 104408). The provider of this warranty is sometimes referred to herein as "we."

We warrant the Device against defects in materials and workmanship under ordinary consumer use for one year from the date of original retail purchase. During this warranty period, if a defect arises in the Device, and you follow the instructions for returning the Device, we will, at our option and to the extent permitted by law, either (i) repair the Device using either new or refurbished parts, (ii) replace the Device with a new or refurbished Device, or (iii) refund to you all or part of the purchase price of the Device. This limited warranty applies to any repair, replacement part or replacement Device for the remainder of the original warranty period or for ninety days, whichever period is longer. All replaced parts and Devices for which a refund is given shall become our property. This limited warranty applies only to hardware components of the Device that are not subject to accident, misuse, neglect, fire or other external causes, alterations, repair, or commercial use.

**Instructions.** For specific instructions about how to obtain warranty service for your Device, please contact Customer Service using the contact information provided in this guide. In general, you will need to deliver your Device in either its original packaging or in equally protective packaging to the address specified by Customer Service. Before you deliver your Device for warranty service, it is your responsibility to back up any data, software, or other materials you may have stored or preserved on your Device. It is possible that such data, software or other materials will be lost or reformatted during service, and we will not be responsible for any such damage or loss.

**Limitations.** TO THE EXTENT PERMITTED BY LAW, THE WARRANTY AND REMEDIES SET FORTH ABOVE ARE EXCLUSIVE AND IN LIEU OF ALL OTHER WARRANTIES AND REMEDIES, AND WE SPECIFICALLY DISCLAIM ALL STATUTORY OR IMPLIED WARRANTIES, INCLUDING, BUT NOT LIMITED TO, WARRANTIES

OF MERCHANTABILITY, FITNESS FOR A PARTICULAR PURPOSE AND AGAINST HIDDEN OR LATENT DEFECTS. IF WE CANNOT LAWFULLY DISCLAIM STATUTORY OR IMPLIED WARRANTIES, THEN TO THE EXTENT PERMITTED BY LAW, ALL SUCH WARRANTIES SHALL BE LIMITED IN DURATION TO THE DURATION OF THIS EXPRESS LIMITED WARRANTY AND TO REPAIR OR REPLACEMENT SERVICE.

SOME JURISDICTIONS DO NOT ALLOW LIMITATIONS ON HOW LONG A STATUTORY OR IMPLIED WARRANTY LASTS, SO THE ABOVE LIMITATION MAY NOT APPLY TO YOU. WE ARE NOT RESPONSIBLE FOR DIRECT, SPECIAL, INCIDENTAL OR CONSEQUENTIAL DAMAGES RESULTING FROM ANY BREACH OF WARRANTY OR UNDER ANY OTHER LEGAL THEORY. IN SOME JURISDICTIONS THE FOREGOING LIMITATION DOES NOT APPLY TO DEATH OR PERSONAL INJURY CLAIMS, OR ANY STATUTORY LIABILITY FOR INTENTIONAL AND GROSS NEGLIGENT ACTS AND/OR OMISSIONS, SO THE ABOVE EXCLUSION OR LIMITATION MAY NOT APPLY TO YOU. SOME JURISDICTIONS DO NOT ALLOW THE EXCLUSION OR LIMITATION OF DIRECT, INCIDENTAL OR CONSEQUENTIAL DAMAGES, SO THE ABOVE EXCLUSION OR LIMITATION MAY NOT APPLY TO YOU. THIS "LIMITATIONS" SECTION DOES NOT APPLY TO CUSTOMERS IN THE UNITED KINGDOM AND THE EUROPEAN UNION.

This limited warranty gives you specific legal rights. You may have additional rights which vary from jurisdiction to jurisdiction, and this limited warranty does not affect those rights.

### **Other Language Versions**

You can see a version of the Kindle License Agreement and Terms of Use, One-Year Limited Warranty and other Kindle information in other languages at <http://www.amazon.com/kindletermsandconditions>.

If you purchased this Device in the United Kingdom, you can see a version of the Kindle License Agreement and Terms of Use, One Year Limited Warranty and other Kindle information at <http://www.amazon.co.uk/kindletermsandconditions>.

